



Brookland Rise Hampstead Garden Suburb NW11

£795 per week



800 finchley road, hampstead garden suburb, london, nw11 7tj

telephone 020 8458 5000 facsimile 020 8209 2068

email sales@litchfields.com web litchfields.com

offices also in crouch end & highgate

A super sized Four Bedroom semi-detached house well placed on this tree lined road situated within the Brookland Schools catchment area. This lovely home features an unusually large extended ground floor, providing excellent living accommodation. The property has been recently refurbished and is presented in excellent decorative condition and features a newly converted loft containing a bedroom and bathroom. Viewing of this premium property is strongly advised. Unfurnished. EPC E.

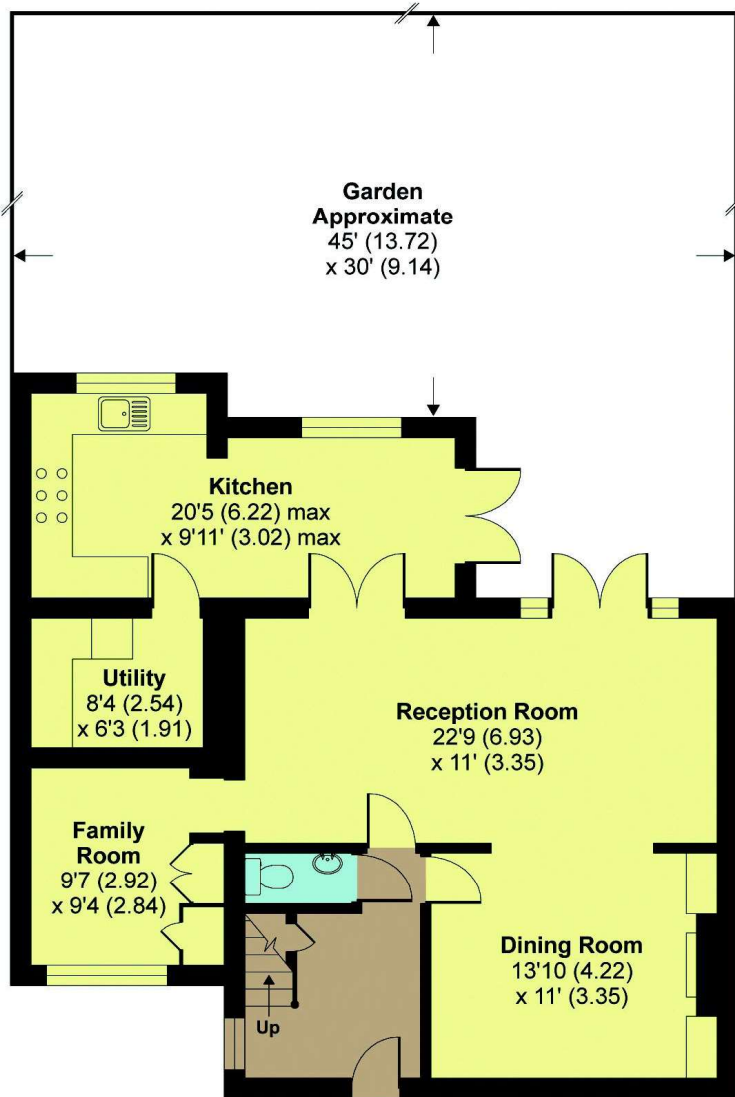
Semi-detached Family Home | 4 bedrooms | Double reception room | Dining room | Dining room | Dining room | Playroom | Kitchen/breakfast room | 2 Bathrooms & Shower room | Brookland Schools catchment area and short walk to Market Place Shops & Bus routes | Off Street Parking x 2 Cars | West facing rear garden



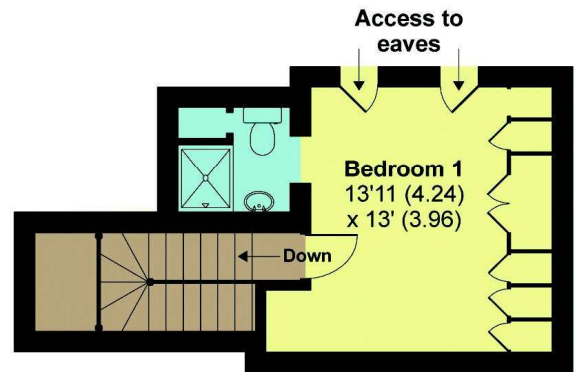


Brookland Rise, London, NW11

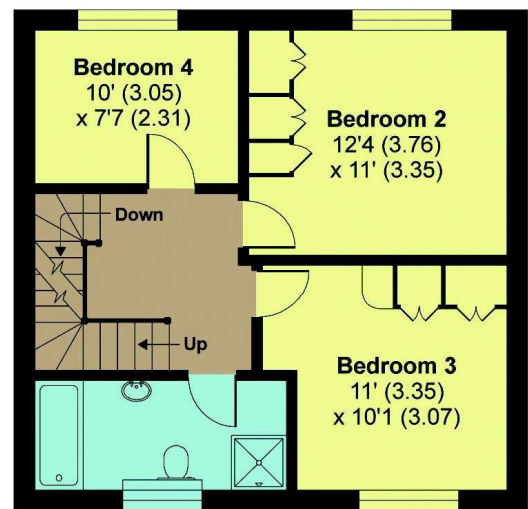
APPROX. GROSS INTERNAL FLOOR AREA 1644 SQ FT 152.7 SQ METRES (EXCLUDES VOID)



GROUND FLOOR



SECOND FLOOR



FIRST FLOOR

Whilst every attempt has been made to ensure the accuracy of the floor plan contained here, measurements of doors, windows and rooms are approximate and no responsibility is taken for any error, omission or misstatement. These plans are for representation purposes only as defined by RICS Code of Measuring Practice and should be used as such by any prospective purchaser. Specifically no guarantee is given on the total square footage of the property if quoted on this plan. Any figure given is for initial guidance only and should not be relied on as a basis of valuation.