



# ASTERIA PLACE

NORTHWOOD



ASTERIA PLACE

NORTHWOOD



Asteria Place is a collection of elegant contemporary apartments and penthouses in Northwood, setting new benchmarks in style, design and high aspirations.



## The height of Northwood living

Welcome to a prestigious new address, set amongst picturesque woodland and in one of Northwood's most highly sought-after locations.

This exceptional collection of 40 one & two bedroom apartments and penthouses is set over three beautifully designed buildings within an exclusive gated development that benefits from underground parking and access to its own private woodland.

Asteria Place is perfectly placed for everything that Northwood has to offer.

*Computer generated image is indicative only.*



Within its gated walls, Asteria Place benefits from extensive garden space designed for walks, relaxing, socialising and outdoor dining, providing a safe private space to unwind outdoors.

*Computer generated imagery is indicative only.*





Northwood is an area with beautiful green spaces where the finer things in life meet a laid-back lifestyle with swift connections into central London. The only thing you'll long for is more time.

ASTERIA PLACE



Northwood town centre



Northwood Tube Station

David Lloyd Club, Northwood



Ye Olde Greene Manne pub, Moor Park

## Enjoy a little local flavour

Take your pick from the local area's fantastic choice of shopping, leisure and entertainment options, pretty villages and unspoilt landscape.

Here on the north-western edge of London is a location brimming with possibilities, whether you're seeking stylish shopping and eating out, a challenging round of golf, a woodland bike ride or a relaxing countryside walk. Close to Asteria Place, Northwood's town centre is home to a Waitrose supermarket and a diverse range of restaurants to suit any cuisine.

The David Lloyd Health Club offers a gym, spa and pool, while the grand surroundings of Moor Park are home to one of the area's destination golf courses and tennis clubs. All this, all just within half an hour of Baker Street Station on the Metropolitan line.



## Dining & Drinks

- 1 Ye Olde Greene Manne
- 2 The Gate
- 3 Lomito
- 4 The Artichoke
- 5 Peking Garden
- 6 The Lodge
- 7 Izgara
- 8 The Florist

## Shopping

- 9 Waitrose Northwood
- 10 Fruity Fresh
- 11 COOK Northwood
- 12 Atria Shopping Centre
- 13 Waitrose Rickmansworth
- 14 M&S Foodhall
- 15 Tesco Extra

## Health & Leisure

- 16 David Lloyd Health Club
- 17 Holland & Holland Shooting Range
- 18 Moor Park Tennis Club
- 19 Oxhey Sculpture Trail
- 20 St Margaret's Sports Centre
- 21 Vicarage Road Stadium
- 22 Cineworld & IMAX

## Golf Courses

- 23 Moor Park Golf Course
- 24 Northwood Golf Club
- 25 Pinner Hill Golf Club
- 26 Sandy Lodge Golf Club
- 27 Batchworth Park Golf Club
- 28 West Herts Golf Club
- 29 Grimsdyke Golf Club
- 30 Hartsbourne Country Club



## In and around town

### Experience a superb suburban location with a relaxed lifestyle

For a choice of high street stores head into Watford's Atria Shopping Centre where you'll also find a Cineworld & IMAX cinema, bowling alley and a host of cool bars and restaurants. For something more relaxed, visit nearby Rickmansworth for its charming shops, M&S Foodhall, eateries, theatre and cosy pubs.

Just a short journey from Northwood, The Grove golf course, hotel and spa offers a luxurious day out, or for a breath of fresh air simply explore the surrounding area's picturesque canalside and country walks.

Alternatively, a little further afield world class entertainment can be found at the Warner Bros. Studio Tour or take the tube to Wembley Park for Wembley Stadium and SSE Arena.



The Glasshouse Restaurant



The Grove Golf Course



The Florist Bar & Restaurant



## Wonderfully well-connected



### Tube

from Northwood Station

10  
mins

Watford

17  
mins

Wembley Park

30  
mins

Baker Street

33  
mins

King's Cross St Pancras

51  
mins

Canary Wharf



### Cycling

from Asteria Place

7  
mins

Moor Park Station

10  
mins

Ruislip Woods

46  
mins

Chorleywood Common

60  
mins

Sarratt Nature Reserve

80  
mins

Chesham Hills



### Driving

from Asteria Place

3  
mins

Northwood Station

10  
mins

Rickmansworth

13  
mins

Atria Shopping Centre

26  
mins

St Albans

32  
mins

Heathrow Airport

Travel times taken from TFL and Google Maps.

Experience a new level of design by the Micasa Group with meticulously sourced materials and finishes. The timeless interiors at Asteria Place are perfect for contemporary living.



Computer generated image is indicative only.



A feeling of luxurious comfort  
is at the heart of the Asteria Place  
design ethos.

Every last detail, evident in opulent  
bathrooms and designer Italian  
bespoke kitchens, has been selected  
to make a statement.





## Specification

### Kitchen

- Designer kitchens by Scavolini – one of Italy's leading kitchen manufacturers
- High quality contemporary matt lacquer and wood finish, soft closing cupboard doors and drawers with ample storage
- Bosch fully integrated appliances including: induction hob with touch sensitive controls, fridge/freezer, dishwasher, oven & extractor hood, combination microwave (two bedroom apartments)
- Elegant stonework surfaces to two bedroom apartments
- Designer Italian work surfaces for one bedroom apartments
- Boiling hot water tap
- Stainless steel sink with pull out spray mixer tap
- A variety of colour options for kitchen units are available, if purchased off-plan

### Bathrooms / Ensuities

- Italian bespoke vanity units with designer surfaces and under cabinet lighting
- Large format luxury Italian porcelain tiles on floors and walls
- Designer brushed-brass/matt-black brassware with mixer taps and thermostatic bath/shower fittings
- Alcoves with LED lighting
- Steel bath
- Wall hung WCs with soft-closing seats
- Ladder style heated towel rails

### Finishes

- Feature coffer with recessed perimeter LED lighting in living area
- Wall panelling to hallways in most apartments
- Master bedrooms with bespoke fitted contemporary Italian wardrobes
- Engineered wooden flooring to hallway and living area
- Luxury carpets to bedrooms
- Most apartments with terrace/balcony outdoor space finished with Italian porcelain tiles
- Interior designed contemporary colour palette using matt finish emulsion paint

### Internal Doors & Joinery

- Painted internal doors with dark bronze ironmongery
- Stepped square art deco style skirtings and architraves – painted in a warm white satinwood finish

### Mechanical, Electrical & Security

- Thermostatically controlled underfloor heating throughout, with individual room thermostats
- Electric towel rails in bathrooms with thermostatic controls
- LED downlighting throughout to include feature lighting points
- Audio/Video entry phone system with smartphone/tablet access
- High security locks fitted to individual apartment entrance doors
- BT Fibre ultra-fast broadband connectivity to all apartments
- Sky Q provision to all principal rooms
- USB sockets to principal rooms
- Mains operated smoke and carbon monoxide detectors with battery back-up

### Communal Entrance Lobby & General

- High-performance, double-glazed windows and doors throughout, finished in a charcoal colour
- Italian porcelain tiling with soft LED lighting to main entrance lobby
- Schindler lifts with designer finishes, accessed from underground car park to all floors
- Secure residents' storage lockers
- 24 hour recorded CCTV security system
- Refuse and recycling facilities
- Concrete floors to ensure excellent sound proofing
- Internal corridors and stairs to be finished in carpet
- 10-year BLP building warranty

### Landscape & Parking

- Gated development with dedicated parking space in secure underground car park
- Visitor car parking spaces
- Designer landscape gardens and amenity space
- EV charging point provision to all basement parking spaces
- Secure cycle storage in basement
- Exterior security lighting

Asteria Place  
Site Plan

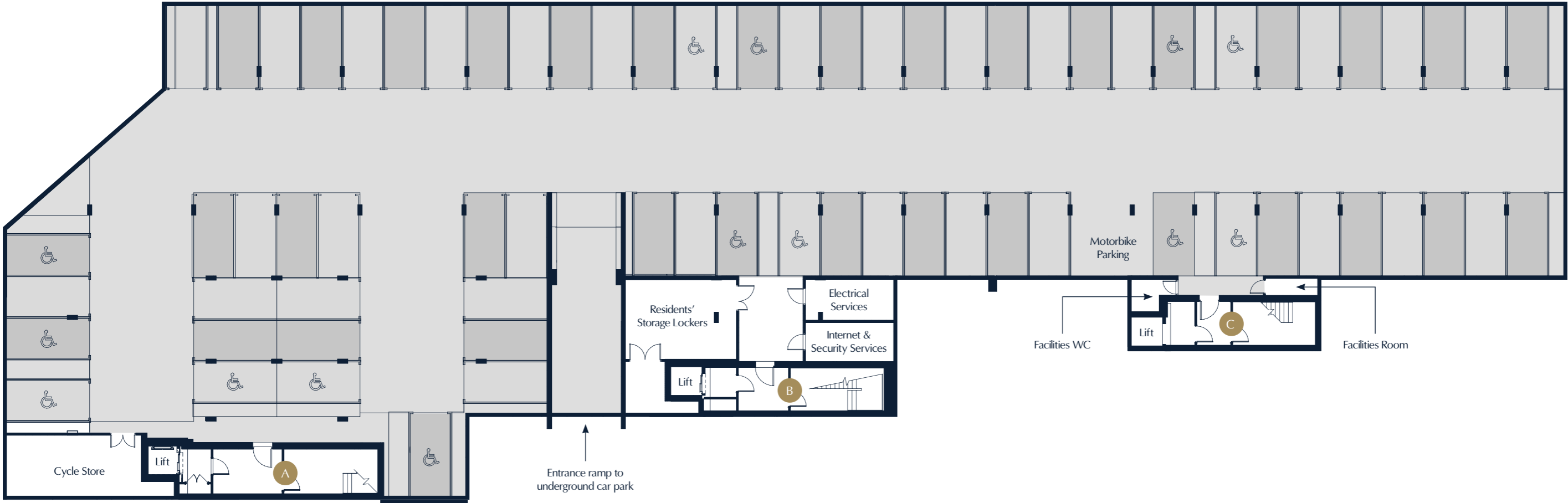


Asteria Place

Basement Level



30



31

Key

- A Entrance to Sereno Lodge
- B Entrance to Carena Lodge
- C Entrance to Athello Lodge

The secure gated underground car park at Asteria Place will have provision for EV charging to all parking spaces and access to resident storage lockers.

Sereno Lodge

Ground Floor

Asteria Place



Sereno Lodge

Accommodation

Asteria Place

Apartment 1

2 bedroom apartment

Living / Kitchen	8.24m x 4.12m	27'0" x 13'6"
Bedroom 1	5.31m x 3.45m	17'5" x 11'4"
Bedroom 2	3.65m x 3.28m	12'0" x 10'9"
Terrace 1	3.00m x 1.50m	9'10" x 4'11"
Terrace 2	3.10m x 1.50m	10'2" x 4'11"
Total	83 sqm	897 sqft

Apartment 3

1 bedroom apartment

Living / Kitchen	6.89m x 4.11m	22'7" x 13'6"
Bedroom	4.44m x 3.45m	14'7" x 11'4"
Terrace 1	3.20m x 1.50m	10'6" x 4'11"
Terrace 2	3.48m x 1.50m	11'5" x 4'11"
Total	53 sqm	567 sqft

Apartment 2

1 bedroom apartment

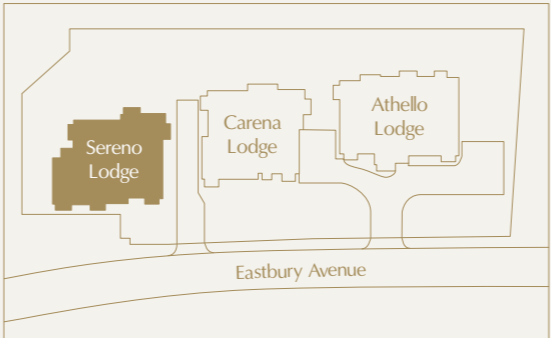
Living / Dining	5.79m x 4.10m*	19'0" x 13'5"
Kitchen	2.74m x 2.58m	9'0" x 8'6"
Bedroom	4.10m x 3.59m	13'5" x 11'9"
Terrace	3.00m x 1.50m	9'10" x 4'11"
Total	53 sqm	565 sqft

Apartment 4

1 bedroom apartment

Living / Kitchen	8.88m x 3.80m	29'2" x 12'6"
Bedroom	3.78m x 3.31m	12'5" x 10'10"
Terrace	3.00m x 1.50m	9'10" x 4'11"
Total	54 sqm	584 sqft

Site Plan



Key

- W Wardrobe
- Cpd Cupboard
- W/D Washer/Dryer
- \* Maximum measurement taken

Sereno Lodge

First & Second Floor

Asteria Place



Sereno Lodge

Accommodation

Asteria Place

Apartments 5 & 9

2 bedroom apartment

Living / Kitchen	8.24m x 3.51m	27'00" x 11'6"
Bedroom 1	4.60m x 3.66m	15'1" x 12'0"
Bedroom 2	3.56m x 2.77m	11'8" x 9'1"
Balcony	3.20m x 1.50m	10'6" x 4'11"
Total	76 sqm	815 sqft

Apartments 7 & 11

1 bedroom apartment

Living / Kitchen	6.89m x 4.11m	22'7" x 13'6"
Bedroom	4.44m x 3.45m	14'7" x 11'4"
Balcony	3.20m x 1.50m	10'6" x 4'11"
Total	53 sqm	567 sqft

Apartments 6 & 10

1 bedroom apartment

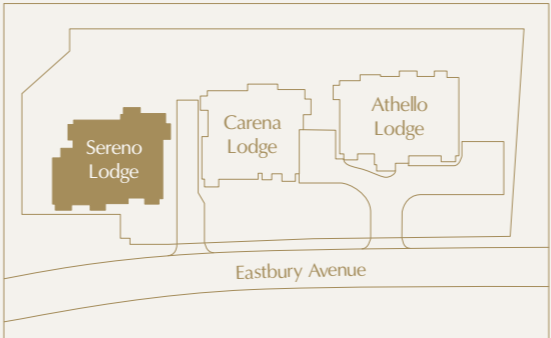
Living / Dining	5.79m x 4.10m*	19'0" x 13'5"
Kitchen	2.74m x 2.58m	9'0" x 8'6"
Bedroom	4.10m x 3.59m	13'5" x 11'9"
Balcony	3.00m x 1.50m	9'10" x 4'11"
Total	53 sqm	565 sqft

Apartments 8 & 12

2 bedroom apartment

Living / Kitchen	5.80m x 4.47m	19'0" x 14'8"
Bedroom 1	4.35m x 3.66m	14'3" x 12'0"
Bedroom 2	3.49m x 3.28m	11'5" x 10'9"
Balcony 1	3.00m x 1.36m	9'10" x 4'6"
Balcony 2	3.20m x 1.34m	10'6" x 4'4"
Total	73 sqm	783 sqft

Site Plan



Key

- W Wardrobe
- Cpd Cupboard
- W/D Washer/Dryer
- \* Maximum measurement taken

Sereno Lodge

Third Floor

Asteria Place



Sereno Lodge

Accommodation

Asteria Place

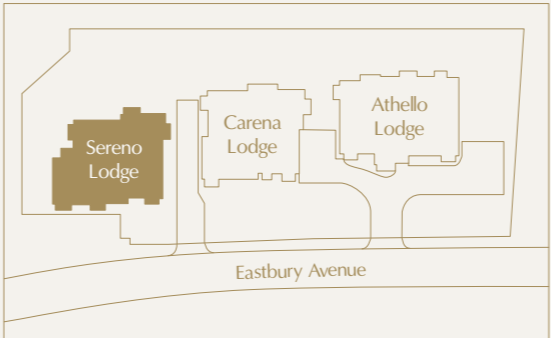
Apartment 13  
2 bedroom penthouse

Living / Kitchen	7.10m x 4.00m	23'4" x 13'1"
Bedroom 1	3.69m x 3.13m	12'1" x 10'3"
Bedroom 2	3.69m x 2.57m	12'1" x 8'5"
Terrace 1	11.80m x 2.30m	38'9" x 7'7"
Total	64 sqm	685 sqft

Apartment 14  
1 bedroom penthouse

Living / Kitchen	7.52m x 3.56m	24'8" x 11'8"
Bedroom	3.50m x 3.16m	11'6" x 10'4"
Terrace	7.32m x 1.10m	24'0" x 3'7"
Total	55 sqm	594 sqft

Site Plan



Key

- W Wardrobe
- Cpd Cupboard
- W/D Washer/Dryer
- \* Maximum measurement taken

Carena Lodge

Ground Floor

Asteria Place



Carena Lodge

Accommodation

Asteria Place

Apartment 15

2 bedroom apartment

Living / Kitchen	7.98m x 3.88m	26'2" x 12'9"
Bedroom 1	4.60m x 2.82m	15'1" x 9'3"
Bedroom 2	3.77m x 2.18m	12'4" x 7'2"
Terrace	3.00m x 1.50m	9'10" x 4'11"
Total	64 sqm	686 sqft

Apartment 17

1 bedroom apartment

Living / Dining	4.56m x 4.13m	15'0" x 13'7"
Kitchen	2.63m x 2.57m	8'8" x 8'5"
Bedroom	4.65m x 3.41m	15'3" x 11'2"
Terrace 1	3.20m x 1.50m	10'6" x 4'11"
Terrace 2	3.20m x 1.50m	10'6" x 4'11"
Total	55 sqm	590 sqft

Apartment 16

2 bedroom apartment

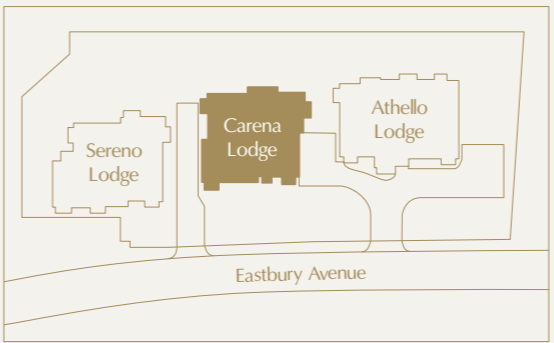
Living / Kitchen	7.17m x 4.26m	23'6" x 14'0"
Bedroom 1	5.35m x 2.94m	17'7" x 9'8"
Bedroom 2	3.51m x 3.31m	11'6" x 10'10"
Terrace 1	3.00m x 1.43m	9'10" x 4'8"
Terrace 2	3.20m x 1.50m	10'6" x 4'11"
Total	80 sqm	861 sqft

Apartment 18

1 bedroom apartment

Living / Dining	5.76m x 4.22m	18'11" x 13'10"
Kitchen	3.00m x 2.48m	9'10" x 8'2"
Bedroom	3.75m x 3.38m	12'4" x 11'1"
Terrace 1	3.00m x 1.50m	9'10" x 4'11"
Terrace 2	2.00m x 1.50m	6'7" x 4'11"
Total	55 sqm	589 sqft

Site Plan



Key

- W Wardrobe
- Cpd Cupboard
- W/D Washer/Dryer
- \* Maximum measurement taken

# Carena Lodge

## First & Second Floor

Asteria Place



# Carena Lodge

## Accommodation

Asteria Place

### Apartment 19 & 23

2 bedroom apartment

Living / Kitchen	7.98m x 3.71m	26'2" x 12'2"
Bedroom 1	3.93m x 3.58m	12'11" x 11'9"
Bedroom 2	3.28m x 3.15m	10'9" x 10'4"
Balcony	3.00m x 1.50m	9'10" x 4'11"
Total	74 sqm	797 sqft

### Apartment 21 & 25

1 bedroom apartment

Living / Dining	4.56m x 4.13m	15'0" x 13'7"
Kitchen	2.63m x 2.57m	8'8" x 8'5"
Bedroom	4.65m x 3.41m	15'3" x 11'2"
Balcony	3.20m x 1.50m	10'6" x 4'11"
Total	55 sqm	590 sqft

### Apartment 20 & 24

2 bedroom apartment

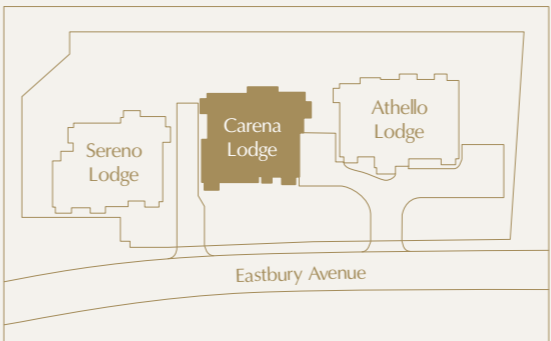
Living / Kitchen	7.17m x 4.26m	23'6" x 14'0"
Bedroom 1	5.35m x 2.94m	17'7" x 9'8"
Bedroom 2	3.51m x 3.31m	11'6" x 10'10"
Balcony	3.00m x 1.50m	9'10" x 4'11"
Total	80 sqm	861 sqft

### Apartment 22 & 26

1 bedroom apartment

Living / Dining	5.76m x 4.22m	18'11" x 13'10"
Kitchen	3.00m x 2.48m	9'10" x 8'2"
Bedroom	3.75m x 3.38m	12'4" x 11'1"
Balcony	3.00m x 1.50m	9'10" x 4'11"
Total	55 sqm	589 sqft

### Site Plan



### Key

W	Wardrobe
Cpd	Cupboard
W/D	Washer/Dryer

Carena Lodge

Third Floor

Asteria Place



Carena Lodge

Accommodation

Asteria Place

Apartment 27

1 bedroom penthouse

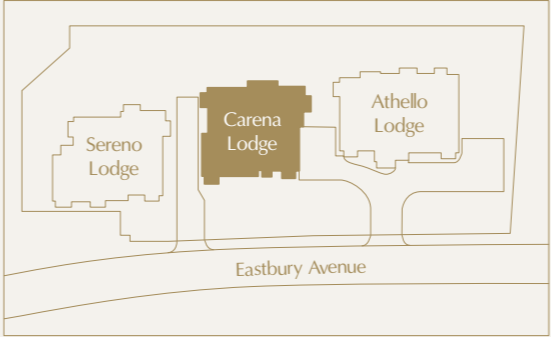
Living / Kitchen	6.67m x 3.98m	21'11" x 13'1"
Bedroom	4.91m x 2.61m	16'1" x 8'7"
Terrace	8.80m x 2.10m	28'10" x 7'0"
Total	45 sqm	489 sqft

Apartment 28

1 bedroom penthouse

Living / Kitchen	7.49m x 3.63m	24'7" x 11'11"
Bedroom	4.49m x 3.32m	14'9" x 10'11"
Terrace	8.66m x 1.10m	28'5" x 3'7"
Total	54 sqm	582 sqft

Site Plan



Key

- W Wardrobe
- Cpd Cupboard
- W/D Washer/Dryer

Athello Lodge

Ground Floor

Asteria Place



Athello Lodge

Accommodation

Asteria Place

Apartment 29

2 bedroom apartment

Living / Kitchen	5.21m x 4.65m	17'1" x 15'3"
Bedroom 1	5.20m x 4.19m	17'1" x 13'9"
Bedroom 2	2.96m x 2.73m	9'9" x 8'11"
Terrace 1	3.00m x 1.50m	9'10" x 4'11"
Terrace 2	3.70m x 1.50m	12'2" x 4'11"
Total	63 sqm	681 sqft

Apartment 31

2 bedroom apartment

Living / Kitchen	7.49m x 5.15m	24'7" x 16'11"
Bedroom 1	4.30m x 4.04m	14'1" x 13'3"
Bedroom 2	4.04m x 2.97m	13'3" x 9'9"
Terrace 1	3.00m x 1.50m	9'10" x 4'11"
Terrace 2	3.44m x 1.50m	11'3" x 4'11"
Total	93 sqm	996 sqft

Apartment 30

1 bedroom apartment

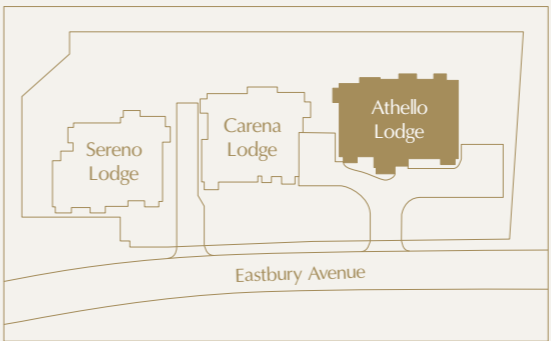
Living / Kitchen	5.33m x 3.74m	17'6" x 12'3"
Bedroom	5.07m x 2.90m	16'8" x 9'6"
Terrace	3.97m x 1.50m	13'0" x 4'11"
Total	53 sqm	565 sqft

Apartment 32

2 bedroom apartment

Living / Kitchen	7.03m x 3.73m	23'1" x 12'3"
Bedroom 1	3.68m x 3.54m	12'1" x 11'7"
Bedroom 2	3.54m x 2.70m	11'7" x 8'10"
Terrace	3.00m x 1.50m	9'10" x 4'11"
Total	73 sqm	783 sqft

Site Plan



Key

- W Wardrobe
- Cpd Cupboard
- W/D Washer/Dryer
- \* Maximum measurement taken

Athello Lodge

First & Second Floor

Asteria Place



Athello Lodge

Accommodation

Asteria Place

Apartment 33 & 37

2 bedroom apartment

Living / Kitchen	5.49m x 5.20m	18'0" x 17'1"
Bedroom 1	5.15m x 3.83m	16'11" x 12'7"
Bedroom 2	3.74m x 2.90m	12'3" x 9'6"
Balcony	3.00m x 1.50m	9'10" x 4'11"
Total	75 sqm	811 sqft

Apartment 34 & 38\*

1 bedroom apartment

Living / Kitchen	5.33m x 3.74m	17'6" x 12'3"
Bedroom	5.07m x 2.90m	16'8" x 9'6"
Balcony	3.00m x 1.50m	9'10" x 4'11"
Total	53 sqm	565 sqft

\*Apartment 38 has windows only to Living Area.

Apartment 35 & 39\*

2 bedroom apartment

Living / Kitchen	7.49m x 5.15m	24'7" x 16'11"
Bedroom 1	4.30m x 4.04m	14'1" x 13'3"
Bedroom 2	4.04m x 2.97m	13'3" x 9'9"
Total	93 sqm	996 sqft

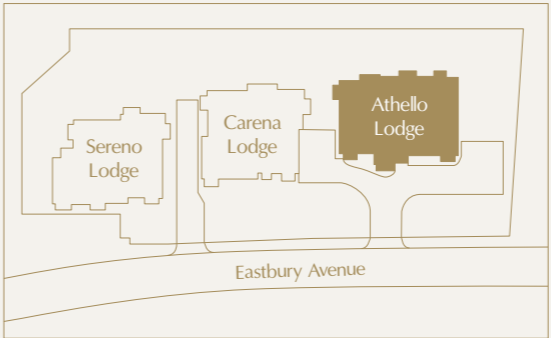
\*Apartment 39 has no window to Ensuite and windows only to Living Area and Bedroom 1.

Apartment 36 & 40

2 bedroom apartment

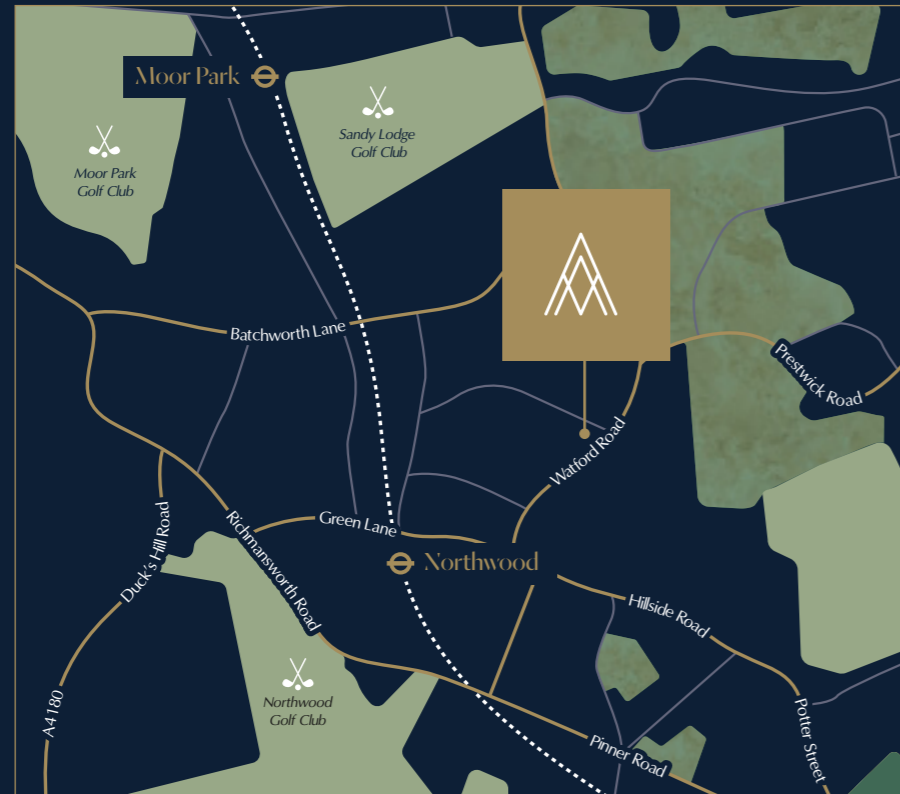
Living / Kitchen	7.03m x 3.73m	23'1" x 12'3"
Bedroom 1	3.68m x 3.54m	12'1" x 11'7"
Bedroom 2	3.54m x 2.70m	11'7" x 8'10"
Balcony	3.00m x 1.50m	9'10" x 4'11"
Total	73 sqm	783 sqft

Site Plan



Key

W	Wardrobe
Cpd	Cupboard
W/D	Washer/Dryer



## ASTERIA PLACE

Eastbury Avenue  
Northwood  
Middlesex HA6 3FL

For sales enquiries, please call

**01923 827141**

[enquiries@asteriaplace.co.uk](mailto:enquiries@asteriaplace.co.uk)

[asteriaplace.co.uk](http://asteriaplace.co.uk)

## MICASA RESIDENTIAL

JUST IMAGINE

Creating the perfect home is all about hard work and inspiration. The Micasa Group have endeavoured to understand your vision completely to make your dreams a reality.

Our expertise is grown from real world experience and our unique team of qualified chartered architects, interior architects, interior designers and other talented professionals work hand-in-hand to create beautiful properties in and around London.

Micasa has won several accolades at the International Property Awards.

IMPORTANT NOTICE: Whilst every care has been taken to ensure accuracy these particulars do not constitute part of any offer or contract and the right to change plans, specifications and materials is reserved. All measurements are given as a guide only. Purchasers are advised to check plot specific dimensions and specifications prior to reservation. No liability can be accepted for any errors arising there from. Development images are indicative and may vary. Specifications for this development may not include fixtures, fittings and furnishings shown in the photographs and illustrations. Features and finishes are shown for illustrative purposes only and are not intended to form part of any contract or warranty. No responsibility is taken for any other error, omission, or mis-statements in these particulars. Neither the vendor nor its agents make or give, whether in these particulars, during the negotiations or otherwise, any representation or warranty in relation to this property.

Designed by Fresh Lemon



[asteriaplace.co.uk](http://asteriaplace.co.uk)