


# PROPERTY AREA GUIDES



LIVINGSPLACE  
ESTATE AGENTS

# A GUIDE TO **DOCKLANDS**







## A GUIDE TO DOCKLANDS


**Docklands is one of the most popular places to live for young professionals due to its immediate proximity to Canary Wharf and The City.**

Sitting across immense swathes of East and South London, the Docklands area occupies space through several of the Capital's boroughs including, Lewisham, Southwark, Tower Hamlets, Newham and Greenwich.

The transformation of Docklands is vastly down to the 2012 Olympics success and the international power-

house that Canary Wharf has become. Docklands is now viewed as being one of London's most sought after residential addresses. What used to be derelict docks and warehouses have given way to conversions capturing the essence of the wealth of history and modern skyscrapers offering some of the best skyline views in London.

Areas like Royal Wharf on the north bank of the River Thames have become residential and commercial hotspots, along with districts such as Silvertown. Both have benefited from huge investment, with Royal Wharf essentially being a new town built from scratch.




## RESTAURANTS & SHOPS

**There are plenty of things to do and see around this cosmopolitan area of London, including many upmarket restaurants, bars, hotels and shopping centers nestled around the numerous riverside walks and marinas.**

Head to Canary Wharf on the DLR to the well-known restaurant, Plateau. Surrounded by the vast crystalline skyline of West India Quay, it will serve French cuisine with a contemporary twist from head chef Jeremy Trehout, while its bar and grill offer a more relaxed setting to accommodate for every mood.

For those with an interest in history, the Museum of London Docklands and the Cutty Sark are close by. For those who not only like to live by the water but also like to play in it: Docklands Sailing and Watersports Centre offers a whole host of activities for all the family.





# TRANSPORT

The Docklands Light Railway runs (DLR) trains run from Bank and Tower Gate to all areas in south-east London including Canary Wharf, and Docklands.

The nearest London Underground station is Canning Town in Zone 3. Both the Circle Line and District tube lines go to Tower Hill.



District line

Circle line

Docklands Light Railway



Tower hill



Tower gate



# SCHOOLS

## PRIMARY SCHOOL

---

**Britannia Village Primary School**  
**Calverton Primary School**  
**Drew Primary School**  
**Hallsville Primary School**  
**Ravenscroft Primary School**  
**Keir Hardie Primary School**  
**Rosetta Primary School**  
**Scott Wilkie Primary School**  
**St Joachim's RC Primary School**  
**St Luke's Primary School**  
**Star Primary School**  
**Storey Primary School**

## SECONDARY

---

**Eastlea Community School**  
**The Royal Docks Community School**  
**Rokeby School**



# ABOUT US

Living Space Estate Agents is one of North London's leading residential sales, lettings & property management agents. Combined with over 18 years experience in the industry and local area has provided us with the valuable knowledge and enviable reputation as a professional, dedicated and proactive organisation, which looks after its clients interests at all times.

We constantly review the services we provide our clients, to ensure we are at the cutting edge of the industry. We tailor our services to each individual clients needs, where we are able to provide the services they require in helping them to achieve their goals, "a swift letting or sale without all the usual complications and stresses".

RESIDENTIAL  
SALES

PROPERTY  
MANAGEMENT

RESIDENTIAL  
LETTINGS

WE PROVIDE SERVICES





Living Space Estate Agents  
105 St Pauls Road Islington  
London, N1 2NA

Lettings      0207 354 0505  
Sales         0207 354 5005  
Management 0207 354 5015

info@lsea.co.uk  
www.lsea.co.uk

LIVINGSACE  
ESTATE AGENTS