

eddissonwhite



Willmore End, Wimbledon

Offers In Excess Of £425,000 Freehold

2 Double Bedrooms - Garage - Kitchen/diner
Bathroom - Front & Rear Gardens - Needs Modernising
No Chain Sale - Living Room - Close To South Wimbledon Tube
Quiet & Peaceful Setting - Doubled Glazed - EPC 'TBC'



Your Area



Your Agent



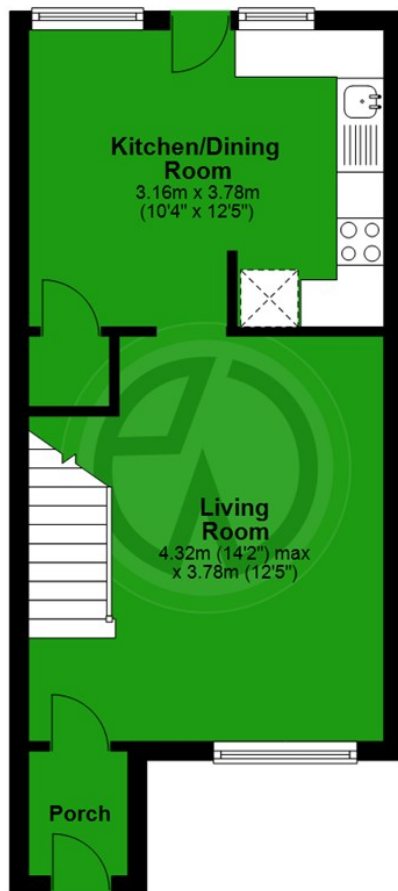
34 christchurch road • colliers wood • london SW19 2NX

t 020 8540 9828 f 020 8540 9866 e cw@eddissonwhite.co.uk w www.eddissonwhite.co.uk

Willmore End, Wimbledon

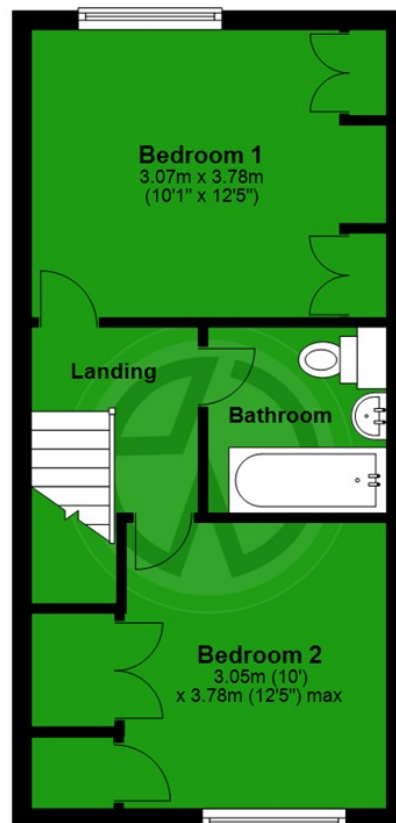
Ground Floor

Approx. 30.2 sq. metres (325.1 sq. feet)



First Floor

Approx. 31.1 sq. metres (335.2 sq. feet)

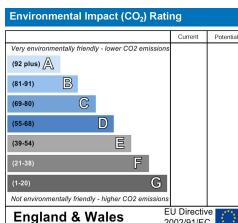
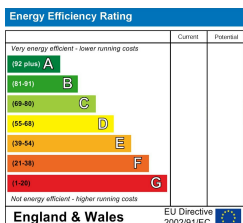


Total area: approx. 61.3 sq. metres (660.3 sq. feet)

Whilst every attempt has been made to ensure the accuracy of the floor plan, measurements of doors, windows and rooms are approximate and no responsibility is taken for any error, omission or misstatement. These plans are for representation only and should be used as such by prospective purchasers. Specifically no guarantee is given on the gross internal floor area of the property if quoted on this plan and any figure given is for guidance only and should not be relied on as a basis of valuation.

Plan produced using PlanUp.

- London Borough of Merton
- Tax Band D - £1,704.38
- Freehold



These details and any pictures or plans represent our opinion and are given in good faith for guidance only. They must not be construed as statements or fact. These particulars do not constitute part of an offer or contract. We have not tested the services, appliances or specified fittings and would highly recommend a purchaser to carry out their own survey on the property.

eddisonwhite

